

ICTS Publication Snapshot

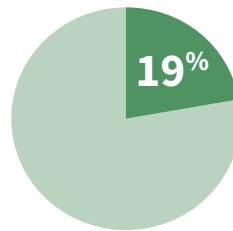
2020

ICTS member scientific productivity in 2020



1,913 ICTS members
(77% of active members)
published in 2020, resulting in

5,472 publications which earned
96,374 views in **Scopus***



1,053 publications
(about 1 in 5)

were in the
10% most cited
publications worldwide

Publications earned

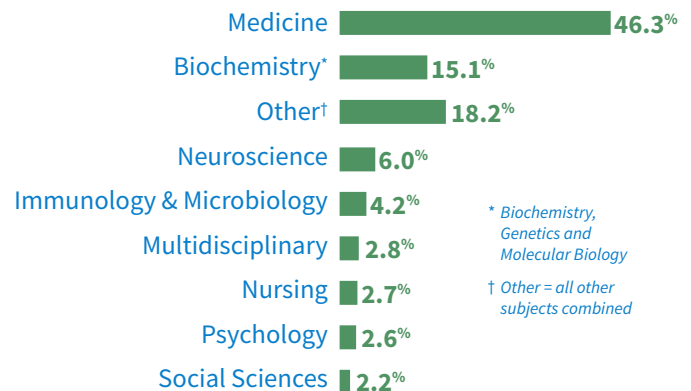
52,713 total citations,

an average of

9.6 citations
per publication



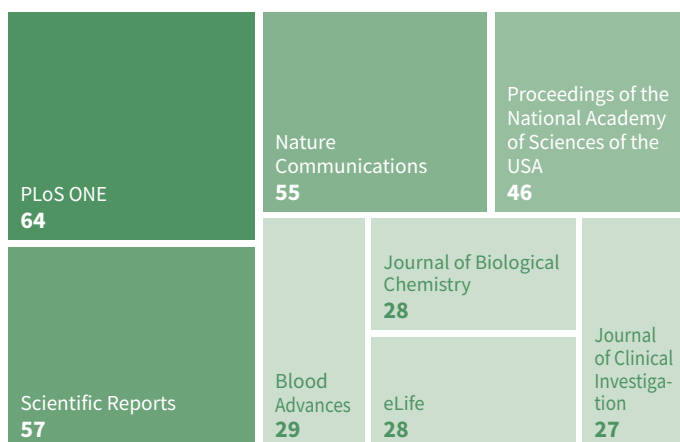
Journal articles covered these
subject areas



1,973 unique journal titles

were represented, including these

top 8 journals



Article authors represented

2,826 institutions
worldwide,
49 States, and
all CTSA Hubs



Statistics calculated as of November 2021. Data from publications authored by ICTS members are collected from several databases on an annual basis using Elsevier Scopus & SciVal, & MEDLINE®/PubMed®. Views in Scopus represent the sum of abstract views and clicks on the link to view full-text. Learn more about ICTS at icts.wustl.edu.



Institute of **C**linical and
Translational **S**ciences

 **Washington**
University in St. Louis